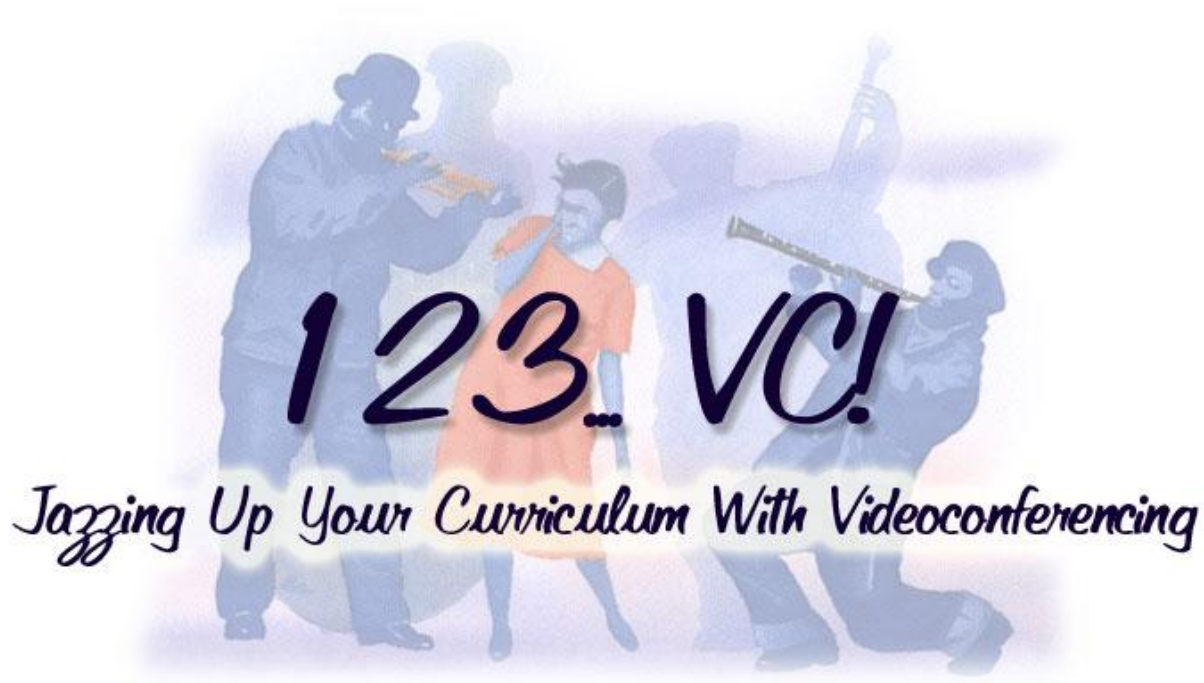


# 123 VC!! Jazzing Up Your Curriculum With Videoconferencing



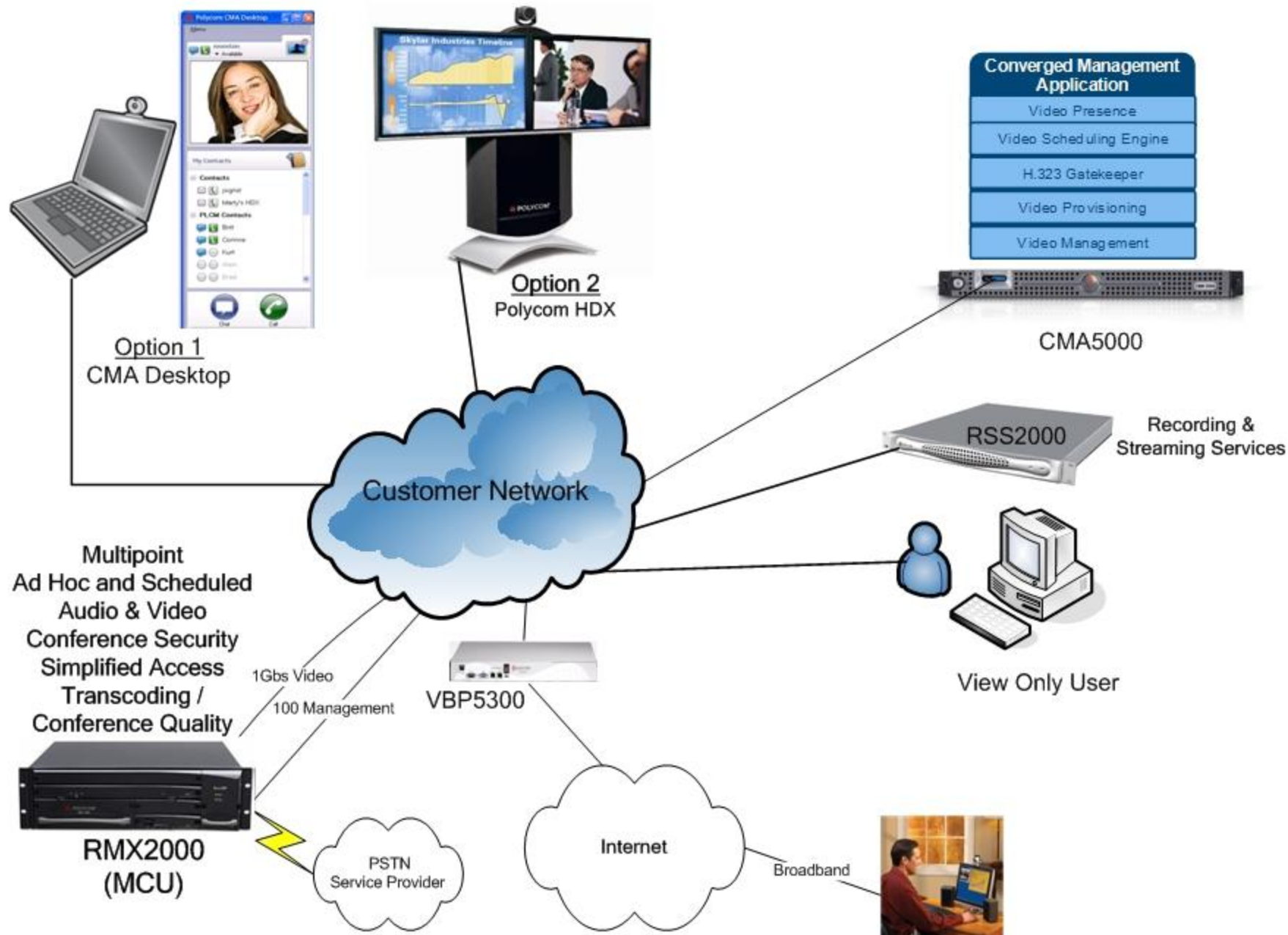
This workshop is based on the week long 123 VC!! Jazzing Up Your Curriculum With Videoconferencing workshop, <http://www.123vc.org>. Join leaders in videoconferencing to learn structures and templates for student projects and collaborations. Guest speakers will share additional engaging uses of videoconferencing. We will spend our time together immersing ourselves in interactive videoconferencing by experiencing various formats and learning about resources.

## TIME

9:00 - 9:15 AM  
9:15 - 9:25 AM  
9:25 - 9:45 AM  
9:45 - 10:15 AM  
10:15 - 10:45 AM  
10:45 - 11:00 AM  
11:00 - 11:45 AM  
11:45 AM - 12:00 PM


## AGENDA

Introduction & Videoconference Equipment 101  
"Name That TV Tune" with the Jazz Lead Facilitators  
Videoconferencing in K-12 Education with the Jazz Lead Facilitators  
Tangram Exchange  
LEARNnco  
CAPSpace Scavenger Hunt  
Global Nomads Group  
Additional Resources

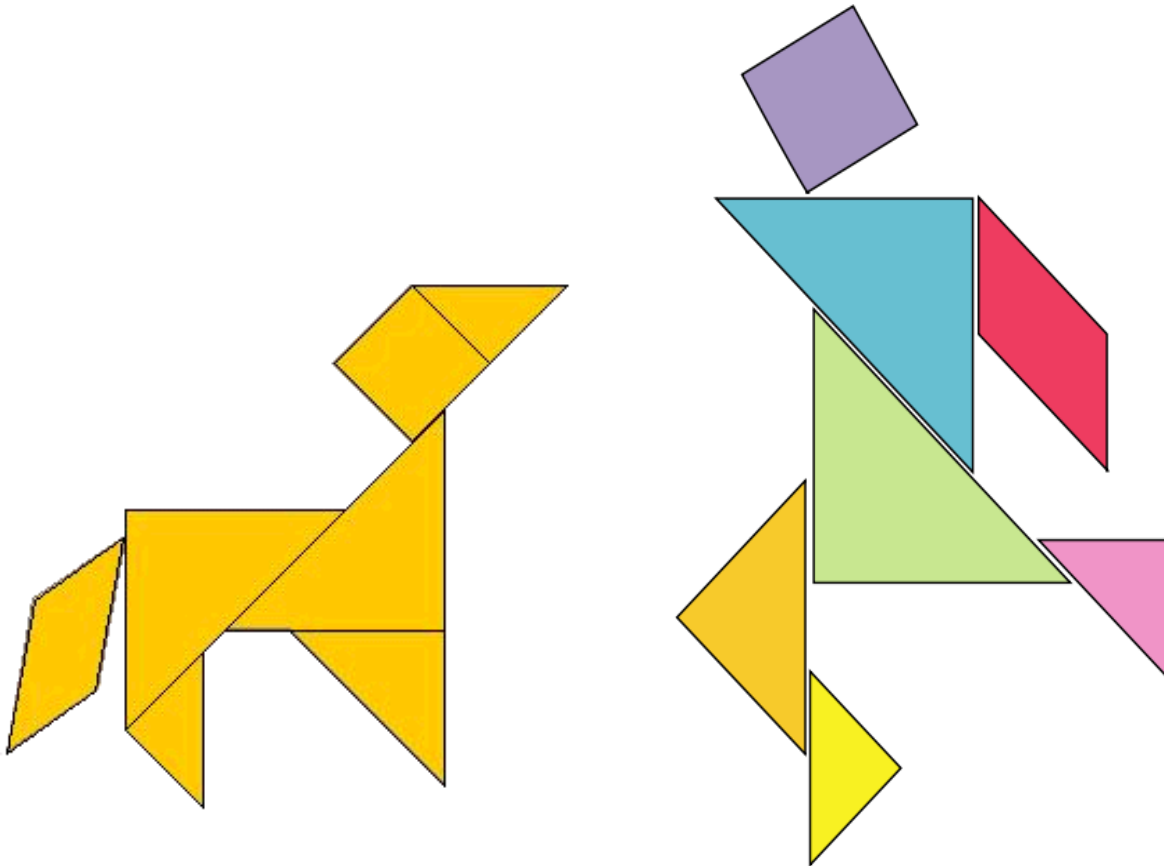


# Name That TV Theme

- Listen Closely to the TV Theme
- Write Down the Name of the TV Show
- Come to Agreement at Your Site
- Share Answers



# TANGRAM EXCHANGE



This is an activity that is modeled after the Monster Exchange project. Each class will break into small groups of 4 – 5 people. Each group will be given a set of tangrams. They will use their tangrams to create a shape and will write a description of their shape.

Each site will choose a description to share and will review it with the partner class. Each site will try to recreate their partner class's shape based on the description alone.

One class will review their description and then show their partner class their shape for the first time (and leave it on the screen). The partner class (who used that description) shows their shape and people in both classes share things that are the same and different between the original shape and the recreated shape.

Switch classes and repeat.

\* **Optional:** Decide on a name for your shape and tell us why you gave it that name.



# Collaborations Around the Planet

a portal for videoconference projects

TWO WAY INTERACTIVE CONNECTIONS IN EDUCATION



# TWICE

## CAPspace Scavenger Hunt



### Login

<http://projects.twice.cc>

- ☐ Click **Create an Account**, and follow the instructions.

### Fill in the Blank:

- ☐ CAPspace can help me by:



### Badges

- ☐ Meander down by My Projects, Past Events. Are there any badges you should be collecting? Check My Profile to see the results.

### "Set" Up

Head over to My Settings.

- ☐ About Me, write a narrative & double check your phone number.
- ☐ Personal, choose grade levels, etc.
- ☐ Privacy, switch to Full if you want others in CAPspace to be able to contact you for projects.

### Search

- ☐ Search for someone you know, or your neighbor in this workshop.
- ☐ Click Add as a Friend. (They also have to click Add as a Friend to be listed under Friends in your profile.)
- ☐ Find a collaboration and note whether it is open, filled, past, or just an idea.

#### Challenge:

- ☐ Find the coordinator for JANET videoconferencing for all the schools in the UK.



### Stars

- ☐ Search Janine Lim and click on the stars on her profile. Each star represents 20 collaborations: either badges or created collaborations.

#### Challenge:

- ☐ Check out My Projects, Collaborations and write your own collaboration idea.

### Equipment Profile(s)

- ☐ After you have the Admin button (if you're a VC coordinator), go to My Equipment and add an equipment profile (Add Endpoint). Read about verification at [www.twice.cc/verify/](http://www.twice.cc/verify/)



- Challenge:** ☐ Find a list of people who verify videoconference equipment (TWICE Verification Partners). Hint: try this icon on Janine Lim's profile.

CAPspace Coordinator:  
[sue@twice.cc](mailto:sue@twice.cc)





## USDLA 2010

### VIDEOCONFERENCING STORYBOARD ROLE PLAY

#### THE GLOBAL ECONOMIC CRISIS: PUTTING STOCK IN THE MARKETS?



**MONDAY, MAY 3<sup>RD</sup>, 11:00am – 11:45am CST**

#### **Background:**

We are truly living in challenging times, the unprecedented crisis of the world economy being one of the most critical. Stock markets have fallen. World financial markets have crumbled. Some of the wealthiest nations in the world are scrambling to come up with economic rescue packages for their economic institutions. Why are the world markets fluctuating more than they ever have in history? How are we being affected in the U.S., and how is the world being impacted?

In this GNG session of USDLA 2010, we will go beyond the news and engage in a simulated, virtual dialogue about macroeconomics, and how it has impacted the global economy and the ensuing crisis. Teachers from across the country will discuss how this global crisis has affected their lives, schools and their communities. Together, teachers will brainstorm how they can tackle this challenging issue with their students.



GNG will show a video clip from a past videoconference on the global economic crisis to frame the discussion. This largely Q&A conference will afford participants the opportunity to direct their questions about the crisis to both the GNG moderator and each other. As a result, educators will gain new insight and ideas for how to discuss this complex global, macroeconomic issue with their students in new and innovative ways. Teachers may wish to refer to the lesson plan which follows this storyboard to prepare for the videoconference.

### **Interactive Sites: GNG and USDLA conference venue**

**Duration: 45-60 minutes**

#### **A FEW VIDEOCONFERENCING TIPS:**

- Speak slowly and clearly into the microphone. Express your personality but avoid using slang and be concise whenever possible.
- Look into the camera when speaking. Use slow, smooth, minimal gestures.
- Try to avoid wearing very bright colors during the videoconference as this can have a negative impact on the quality of the image.
- When beginning to speak or pose a question, state your name and school.
- Ask thoughtful questions and respond to all answers with respect. Express your opinions in a positive manner. Avoid asking off-topic or inappropriate questions. Stick to the subject. In fact, it is best to come prepared with a few questions before the videoconference commences. Look at the lesson plan for possibilities.
- Due to the technological constraints of video conferencing please understand only one person can speak at a time. Be sure to wait for the delay in audio so that you avoid interrupting others. Do not speak over others, you will be called to present or respond to a question.
- Please say "Thank you" when you conclude your statements or questions.
- Pay close attention to the speakers and the topic at hand. Use your facial expressions and nod or smile to express interest, attentiveness and participation. Look into the far-end or upper-corner of the monitor when others are speaking.
- Have paper and pencil available to jot down notes or ideas so that you may comment on them when it is your turn.



## VIDEOCONFERENCE OUTLINE:

### **I. Opening Remarks (2 minutes)**

GNG Moderator opens the videoconference and thanks all participants and introduces all of the interactive sites. Moderator also gives a general breakdown of the conference and reminds teachers about the basic rules of videoconferencing. Finally, the GNG moderator will provide a brief background on the economic crisis.

### **II. An Introduction to the Global Economic Crisis (5-7 minutes)**

GNG Moderator will present a brief introduction on the Global Economic Crisis and will show the GNG videoconference highlights clip:

[http://www.youtube.com/watch?v=Otul-OYSEig&feature=channel\\_page](http://www.youtube.com/watch?v=Otul-OYSEig&feature=channel_page).

### **III. Discussion with Peers (30-40 minutes)**

GNG Moderator facilitates discussion as educators ask questions of each other. Educators should also prepare questions in advance for each other. Some sample questions are as follows:

- When you think of an interconnected globalized economy, what do you think of? How are the economies of the world connected?
- What do you think is the main reason for this global economic crisis?
- Has the economic crisis impacted you personally? How?
- In your research, how have other countries been impacted by the economic crisis?
- What do you think should be done to help solve the crisis?
- Have you changed your habits or activities at all because of the economic crisis? How so?
- Has your school or community instituted any changes as a result of the economic crisis? How have you taught your students about the recession?
- How do you think the United States and other countries around the world should change their economic policies?
- What other policy areas or issues might be impacted by the financial crisis?
- Have you as teachers, or have your students taken any actions to help others during the economic crisis? How so?
- During difficult economic times, what do you think should be the government's priorities in terms of a "bail out?" Who should have priority access to those funds?
- How would you decide how to allocate funding?

### **IV. Conclusion (3 minutes)**

Teachers share closing remarks. Moderator thanks all teachers and closes the USDLA session.





## Polycom® Programs & Resources for Educators



## ► Training Services

### **Polycom Academic Training for Success**

Polycom is committed to the successful implementation and continued integration of videoconferencing applications within your academic environment.

Educators need to feel comfortable using technology as an administrative or instructional tool. Learning to use the equipment effectively, finding relevant content and assimilating the technology into daily administrative activities and classroom instruction are vital in fulfilling the potential of videoconferencing technology.

In order to ensure your success, we have created training courses and modules that may be custom designed to fit your administrative, instructional or other needs. Our training will give educators the skills, resources and opportunities needed to incorporate videoconferencing technology to enhance the learning experience.



### **Polycom Learning & Training Center**

The Polycom Learning Center delivers targeted training content to address advances in technology and new functionality. All instructors are experts in data communications, telecommunications and networking.

Product-based courses, taught with a blend of lecture and hands-on exercises, are offered for all levels of personnel - end-users, operator/system administrator and support staff/engineers. Students gain valuable technical product knowledge and skills that improve productivity, speed problem resolution and increase utilization of your video conferencing systems.

Courses are available in classrooms, remotely with an instructor, or as self-paced programs that enable learning anywhere, at any time. Additionally, Polycom offers non-product specific courses on networks and technology as well as the industry leading CVE certification.

## ► Programs

Education in the 21st century is at a tipping point. Administrators must find a way to meet unfunded legislative mandates while overhauling the educational experience to prepare students for a global economy.

Educational equity must be provided while complying with standards, improving student performance, managing faculty shortages, and increasing student retention. Educators and administrators alike are meeting the demands of a changing education system while eliminating the boundaries of time and distance thus saving travel, time, and costs. Polycom offers a wide range of programs and resources to meet the challenges you face and empower your success.



#### **Polycom Education Honors Program**

The Polycom Education Honors Program is a comprehensive program designed specifically for education to enable the purchase of Polycom equipment at an affordable rate while including specialized application training, beneficial association memberships, value-added service options, and access to mission critical content and collaboration resources. [www.polycom.com/education/Honors](http://www.polycom.com/education/Honors)



#### **Polycom Content Access Program (PCAP)**

The Polycom Content Access Program (PCAP) is designed for NEW Polycom customers OR customers who SELDOM connect with content providers in the industry today and haven't experienced the power of this educational tool. Polycom will provide a virtual field trip experience to help jump start your program. [www.polycom.com/education/PCAP](http://www.polycom.com/education/PCAP)

## ► Grants & Funding



### **Polycom Grant Assistance Program**

The Polycom Grant Assistance Program (PGAP) is designed to assist educational organizations in identifying funding sources for their technology investments in voice, video and infrastructure conferencing solutions. Using the Polycom® 7-Step Grant Assistance Process™, Polycom's team of grant experts helps agencies navigate through the maze of funding sources to identify those that best align with their program needs. PGAP has helped hundreds of customers navigate this maze of alternative funding. E-rate, USDA RUS Distance Learning, Advanced Placement, 21st Century Learning Communities, Enhancing Education through Technology (E2T2), and Improving Literacy through School Libraries are just a few.

Grant experts supervise and expedite the entire process, while Polycom's experienced grant writers assist in the preparation of the official application. For more information on Polycom's PGAP program, visit: [www.polycom.com/grants](http://www.polycom.com/grants)



### **E-Rate**

The USAC Schools and Libraries federal E-Rate program is a \$2.25 billion discount program for schools and libraries to underwrite the costs of telecommunications services and voice, video and data equipment by 20% - 90%. The Polycom Grant Assistance Program has participated in the E-program since its inception. Our E-Rate experts can provide you with information about the program so that you can effectively navigate the process. Our grant assistance team can help you get started. Go to [www.polycom.com/grants](http://www.polycom.com/grants) for full details Polycom's e-rate eligible.

## ► Resources

Based on practical understanding, our resources have been developed by educators who experienced the challenges of effectively integrating technology into a learning environment. Our tools have been designed to provide you with quick easy access to rich resources needed for enhancing your curriculum.



### **Polycom Content Searchable Database**

Polycom provides a free searchable content database which offers educators worldwide access to more than 1,900 programs from content providers, making available both ISDN- and IP-based video conferencing programs for the classroom. Updated daily, the database contains content opportunities from organizations such as zoos, museums, author's experts in the field and much more. Polycom partners with Berrien RESA to bring you this database.

[www.polycom.com/education/content](http://www.polycom.com/education/content)



### **Polycom Collaborations Around the Planet**

CAPspace is a large scale global directory and professional network of educators for video conferencing project collaboration. Our directory enables educators to connect with peers to globally collaborate thus expanding and enhancing curriculum. [www.polycom.com/education/PCAPT](http://www.polycom.com/education/PCAPT)



### **Out on a Lim**

Educational Videoconferencing Blog – Our education blog authored by an educator shares experiences, curriculum thoughts, new resources, and technology comments related to videoconferencing in education [www.polycom.com/education/blog](http://www.polycom.com/education/blog)



### **Polycom Special Events**

Our special events provide FREE technology rich content to Polycom customers to enhance curriculum and increase student achievement. Events include connections to renowned authors, experts in the field, famous people or places and much more. [www.polycom.com/education/Events](http://www.polycom.com/education/Events)

# ► Educators for Education

## Meet the Education Solutions Team

### **Russ Colbert, Global Director – Education**

Russ Colbert joined Polycom, Inc. in April 2001 as the Global Education Market Manager. He is also very active in State, Local, Federal, Healthcare and Corporate Training applications. At Polycom his responsibilities are to ensure complete customer and partner success, product development related to his segments and to facilitate industry utilization of educational technology.

Prior to joining Polycom, Russ was Global Education Market Manager at VTEL, Distance Education Manager at Peirce-Phelps, and Video-teletraining Officer for the US Navy. Russ currently serves on the United States Distance Learning Association Board of Directors.



### **Elaine Shuck, Global Director – Education for Primary & Secondary**

Elaine Shuck offers more than a decade of accomplishment-laden experience in interactive videoconferencing and provides key strategic and tactical contributions to technology applications. She has spearheaded the development, implementation, and management of numerous Polycom K-12 programs for enhanced classroom learning initiatives including: Collaboration Around the Planet directory, Content Searchable Database, Content Access Program, Content Provider Program, Special Events and the Honors Program.


She is a recognized expert at both the national and international level in interactive videoconference education, delivering trainings on topics ranging from interactive and engaging videoconferencing, distance learning course development, instructional design and delivery to videoconferencing etiquette and protocol.



### **Marci Powell, Global Director – Higher Education & Corporate Training**

Marci Powell has extensive experience in distance learning and e-learning with expertise in applications related to life long learning and innovations. As a former teacher and administrator who then worked in the telecommunications field, Marci is considered an industry expert in the field of educational technology and telecommunications.

As President of the United States Distance Learning Association, Powell leads an association focused on global support of distance learning programming, applications, and leadership. In her current capacity at USDLA and Polycom, she provides thought leadership and strategic planning in the use of technology to address education and training needs. Marci is often called upon internationally as a keynote speaker.



### **Sue Porter, Educational Applications Manager**

Sue Porter worked as Instructional Technology Coordinator for the Grand Rapids area educational service center for 10 years, responsible for distance learning – both videoconferencing and online learning. She was one of the co-founders of TWICE, Michigan's K-12 videoconferencing organization. She has experience as an elementary teacher and higher education instructor. Upon retirement Sue joined Polycom as a consultant working with the Content Providers Program and Special Events.

